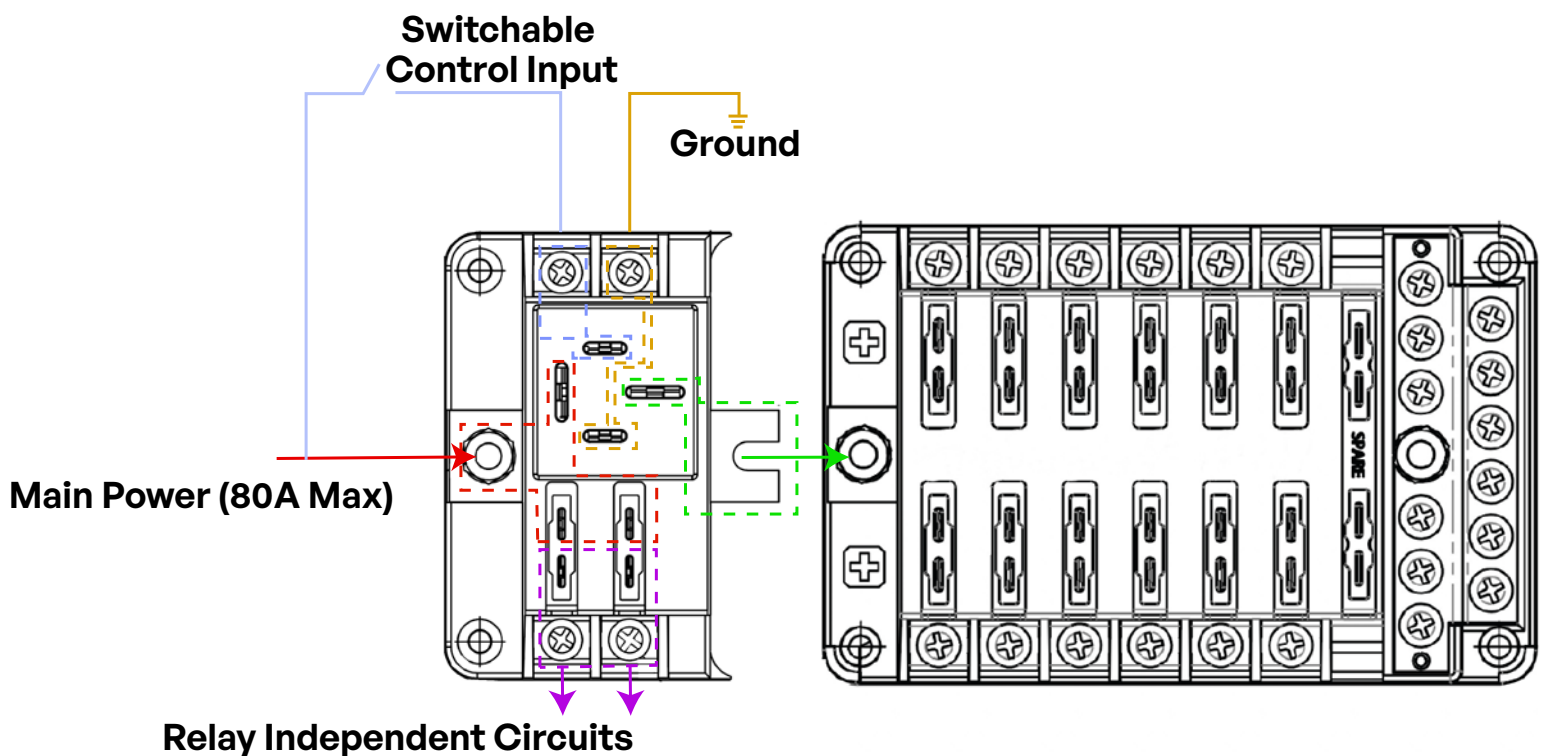


OptiFuse Relay Module

Control your fuse block through a relay

Turn ON and OFF your fuse block with an attached relay control module. BLR-1200-RM is designed to slide onto the positive line side connection of BLR-1206-G or BLR-1212-G, enabling the relay to control the block power supply. Additionally, BLR-1200-RM includes locations for 2 fused circuits that are always on, independent of the relay providing flexibility and constant power availability.

How It Works



- The main power is sourced from the positive bus to both the relay and fused circuits ■. This allows for 2 circuits to act independently from the relay as they will always be powered ON ■.
- The relay's switchable control input enables external manipulation of its operation, such as through a dash-mounted switch ■.
- In response to changes in this input, the relay either activates or deactivates its switching mechanism, regulating the flow of power in the module's output that will be directed to the fuse block ■.

Relay Module



BLR-1200-RM


Specifications

- Accepts 80A 4-pin automotive relay
- 2 always ON regular (ATO/ATC style) blade fuses rated up to 30A
- Designed with screw terminals for secure wiring
- Seamless integration with BLR-1206-G or BLR-1212-G fuse blocks


Combined Models

BLR-I-1206-G **X1**

BLR-I-1212-G **X1**



BLR-I-1206-G-RM



BLR-I-1212-G-RM

Combined Models

| OptiFuse P/N | Relay Controlled Poles | Total Poles | Amps. (per Circuit) | Amps. (combined Circuits) | Ground | LED |
|-----------------|------------------------|-------------|---------------------|---------------------------|--------|-----|
| BLR-I-1206-G-RM | 6 | 8 | 30A | 80A | Y | Y |
| BLR-I-1212-G-RM | 12 | 14 | 30A | 80A | Y | Y |
| BLR-1206-G-RM | 6 | 8 | 30A | 80A | Y | - |
| BLR-1212-G-RM | 12 | 14 | 30A | 80A | Y | - |

*80A 4-Pin automotive relay available. Ask us about RYA2-1A-12VDC