

**Product Specifications**

**Part Numbers Information**

**Electrical Specifications**

600VAC - 1A-1200A  
300VDC - 1A-1200A

**Standards**

70A-400A - UL Listed to Standard 248-15, Class T Fuses. File E523284  
1A-60A and 450A-1200A – UL pending of approval



**Interrupting Rating**

200kA at 600VAC (1A-1200A)  
50kA at 300VDC (1A-1200A)

**Features**

Fast Acting  
Current Limiting

Optifuse P/N	Voltage Rating	Current Rating
F6T-1A	600VAC / 300VDC	1A
F6T-2A	600VAC / 300VDC	2A
F6T-3A	600VAC / 300VDC	3A
F6T-6A	600VAC / 300VDC	6A
F6T-10A	600VAC / 300VDC	10A
F6T-15A	600VAC / 300VDC	15A
F6T-20A	600VAC / 300VDC	20A
F6T-25A	600VAC / 300VDC	25A
F6T-30A	600VAC / 300VDC	30A
F6T-35A	600VAC / 300VDC	35A
F6T-40A	600VAC / 300VDC	40A
F6T-45A	600VAC / 300VDC	45A
F6T-50A	600VAC / 300VDC	50A
F6T-60A	600VAC / 300VDC	60A
F6T-70A	600VAC / 300VDC	70A
F6T-80A	600VAC / 300VDC	80A
F6T-90A	600VAC / 300VDC	90A
F6T-100A	600VAC / 300VDC	100A
F6T-110A	600VAC / 300VDC	110A
F6T-125A	600VAC / 300VDC	125A
F6T-150A	600VAC / 300VDC	150A
F6T-175A	600VAC / 300VDC	175A
F6T-200A	600VAC / 300VDC	200A
F6T-225A	600VAC / 300VDC	225A
F6T-250A	600VAC / 300VDC	250A
F6T-300A	600VAC / 300VDC	300A
F6T-350A	600VAC / 300VDC	350A
F6T-400A	600VAC / 300VDC	400A
F6T-450A	600VAC / 300VDC	450A
F6T-500A	600VAC / 300VDC	500A
F6T-600A	600VAC / 300VDC	600A
F6T-800A	600VAC / 300VDC	800A
F6T-1000A	600VAC / 300VDC	1000A
F6T-1200A	600VAC / 300VDC	1200A

**Mechanical Dimensions: Inches [mm]**

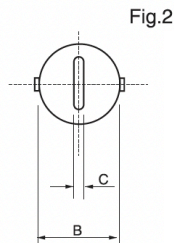
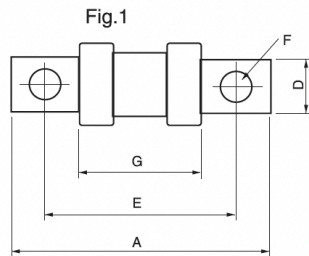
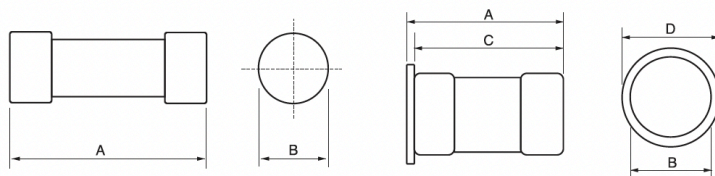
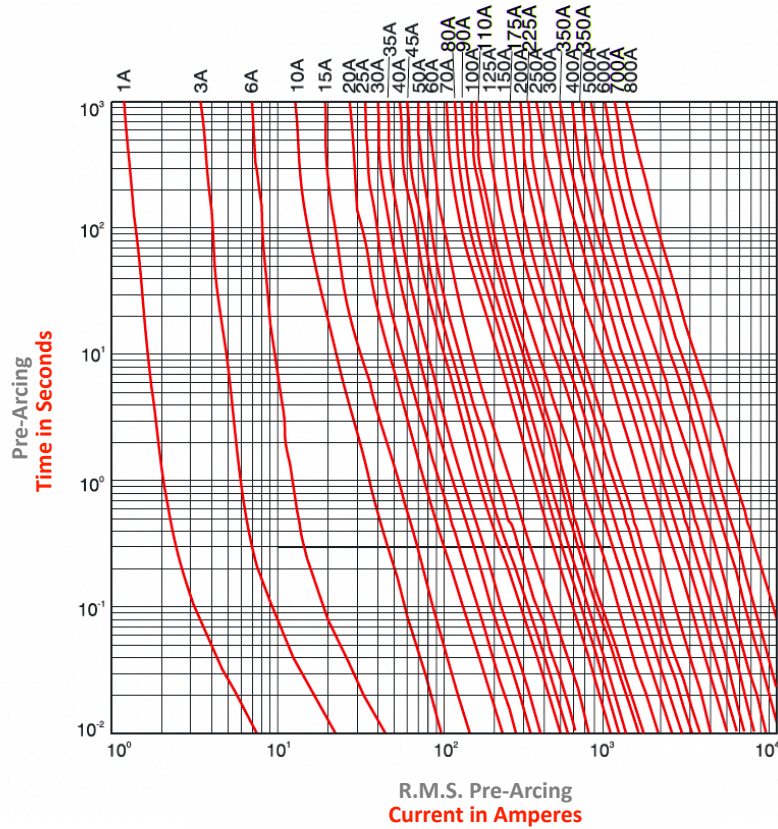


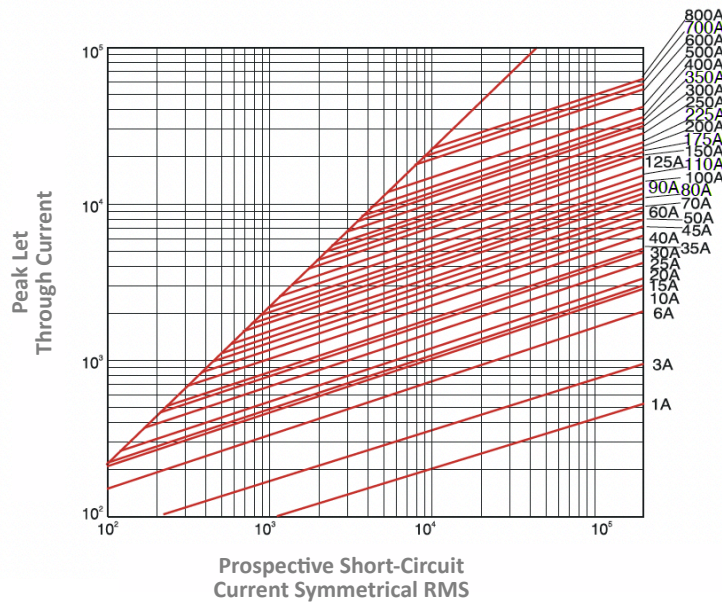
Fig.3

Ref.Fig	Current Rating(A)	Mechanical Dimensions(mm)						
		A	B	C	D	E	F	G
1	1-30	38.1	14.5	-	-	-	-	-
2	35-60	39.9	20.6	38.4	25.4	-	-	-
3	70-100	75	20.8	3.2	19.0	59.7	7.1	40.1
	110-200	82.8	27.2	4.8	22.4	63.5	8.6	41.0
	225-400	92.1	41.3	6.4	25.4	69.1	10.4	43.2
	450-600	101.2	52.4	7.9	31.8	75.0	12.2	43.2
	700-800	110.0	63.5	9.5	44.4	80.5	14.1	43.2

**Average Time-Current Curve**



**Peak Let-Thru Curve**



**Rev Date of issue Revision Notes**

**Designed Approved**

A	06-19-2023	Initial Drawing	RC	OF
---	------------	-----------------	----	----