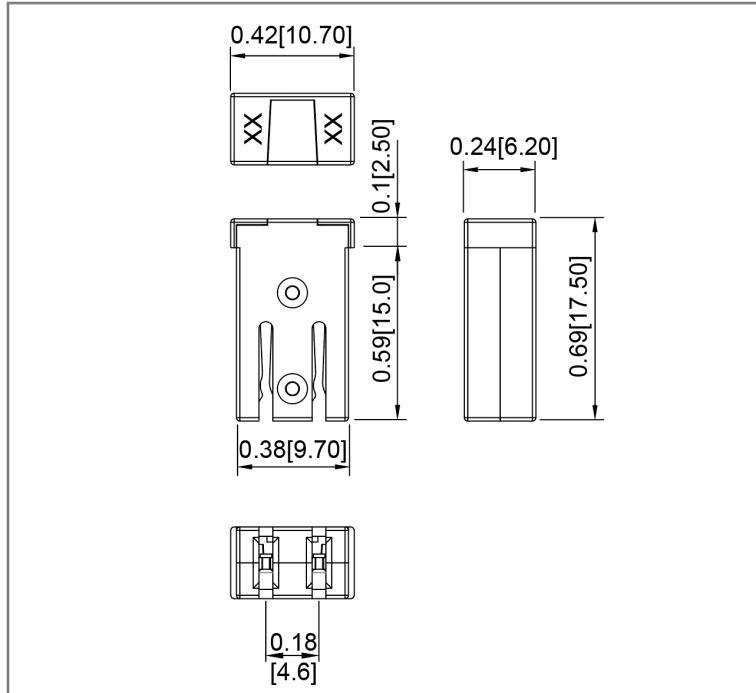
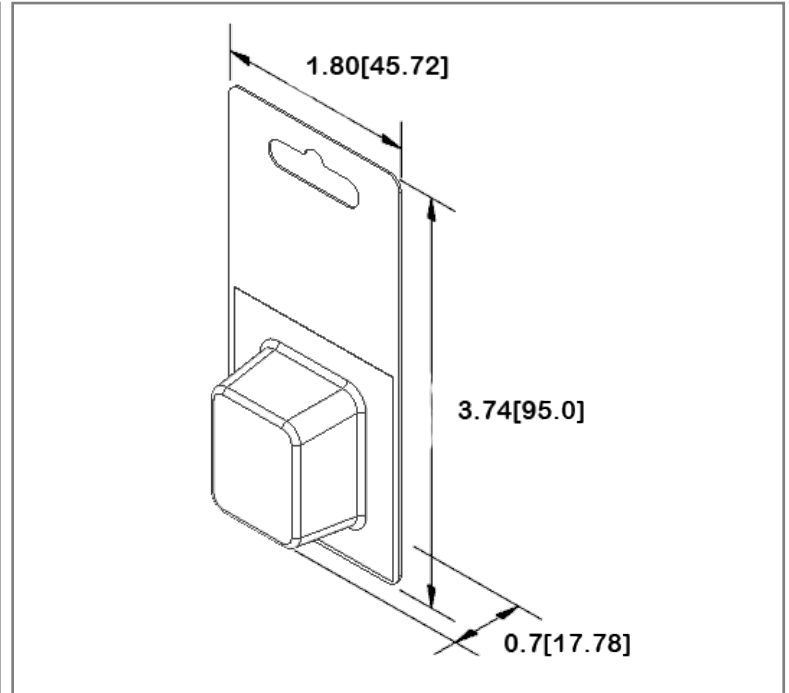


Mechanical Dimensions: Inches [mm]



Retail Pack: Inches [mm]



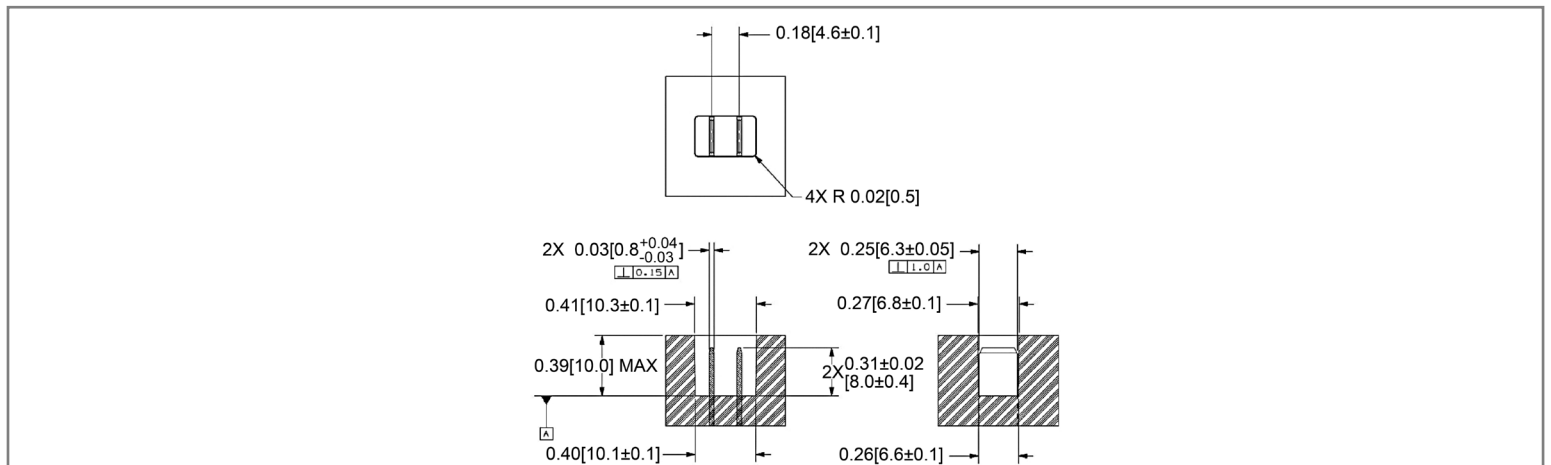
Parts Number Information

Type	Amperage	Body Color	Bulk Part #	Retail Pack # Blister Card	Pack Size
Standard	15A	Gray	FMX-MS-15A	FMX-MS-15A-BP	1
	20A	Blue	FMX-MS-20A	FMX-MS-20A-BP	1
	25A	White	FMX-MS-25A	FMX-MS-25A-BP	1
	30A	Pink	FMX-MS-30A	FMX-MS-30A-BP	1
	40A	Green	FMX-MS-40A	FMX-MS-40A-BP	1
	50A	Red	FMX-MS-50A	FMX-MS-50A-BP	1
	60A	Yellow	FMX-MS-60A	FMX-MS-60A-BP	1
High Temp	15A	Gray	FMX-MS-15A-HT	-	-
	20A	Blue	FMX-MS-20A-HT	-	-
	25A	White	FMX-MS-25A-HT	-	-
	30A	Pink	FMX-MS-30A-HT	-	-
	40A	Green	FMX-MS-40A-HT	-	-
	50A	Red	FMX-MS-50A-HT	-	-
SHUNT	30A	Black	FMX-MS-30A-ST	-	-

\*High Temp versions are marked with HT on the cover

\*Shunt versions are marked with ST on the cover

Mounting Hole



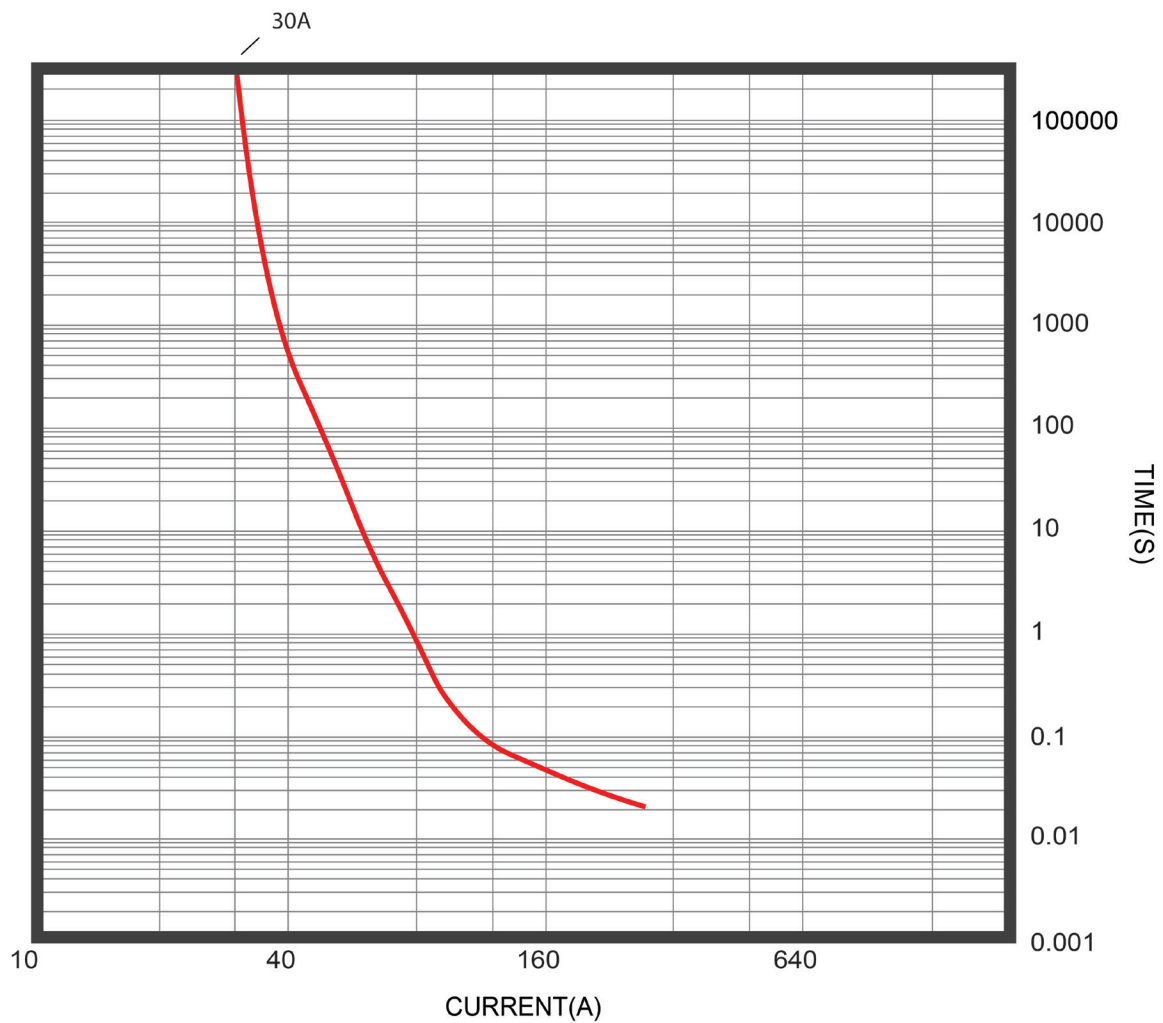
## Electrical Specifications

Voltage Rating	58VDC
Interrupting Rating	1000A 58VDC
Operating Temperature	-40°C~125°C
Testing	ISO 8820-4; SAE J2741

## Material Specifications

Body Material	PA66 (UL94V-0)
Cover Material	PA66 (UL94V-0)
Terminal Material	Copper; Tin Plated
Insertion Force	45N Max.
Extraction Force	4N Min. / 35N Max.

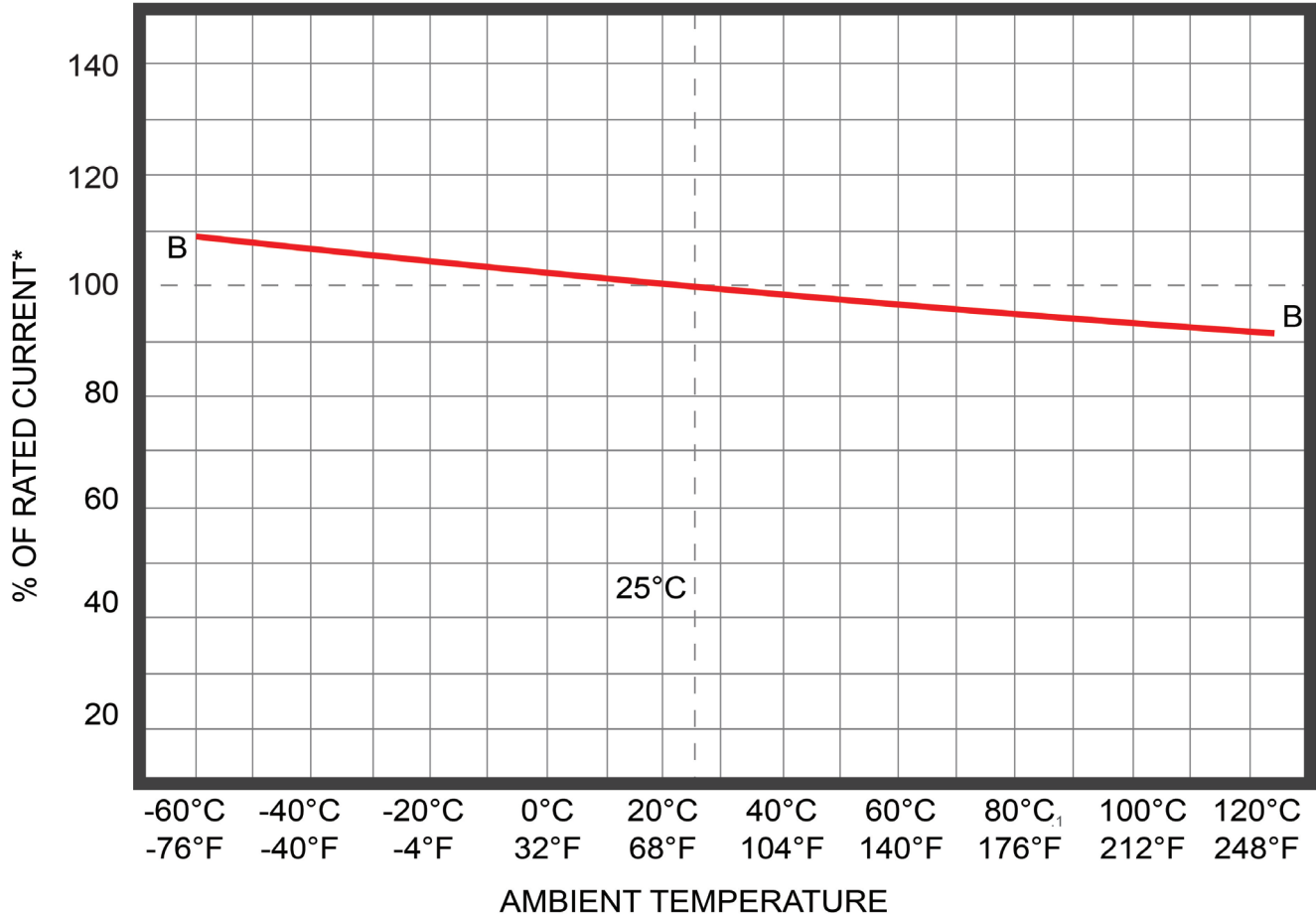
## Time vs. Percent of Rated Current



% of Rated Current	Min Hold Time	Max Hold Time
110%	4hr	-
135%	60s	1800s
200%	2s	60s
350%	200ms	7s
600%	40ms	1s

\* Data is based on standard type

Temperature De-Rating Curve



\*Ambient temperature effects are in addition to the normal rerating.

Ambient Temperature	-40°C	-30°C	-20°C	-10°C	0°C	10°C	20°C	25°C	30°C	40°C	50°C	60°C	70°C	80°C	90°C	100°C
Percent of Rating	107	106	105	104	103	102	101	100%	99.5	99	98	97	96	95	94	93

\* Data is based on standard type

\*Graphical data is for reference only. Product should be tested in all applications before use.

Rev	Date of issue	Revision Notes	Designed	Approved
F	03-10-2025	Updated Parts Number Information	RC	OF