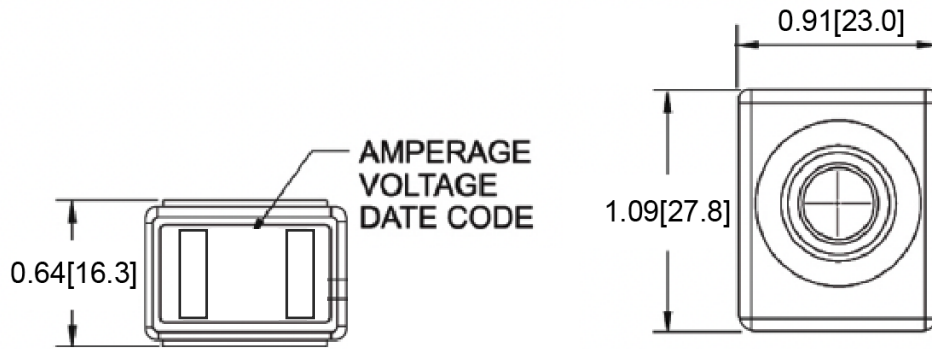


Mechanical Dimensions: Inches [mm]

Tolerances ± 0.01 [0.2] Unless Otherwise Specified



Part Numbers Information

Optifuse P/N	Amperage
MBP-30A	30A
MBP-40A	40A
MBP-50A	50A
MBP-60A	60A
MBP-75A	75A
MBP-80A	80A
MBP-90A	90A
MBP-100A	100A
MBP-125A	125A
MBP-150A	150A
MBP-175A	175A
MBP-200A	200A
MBP-250A	250A
MBP-300A	300A

Electrical Specifications

Voltage	58VDC
Interrupting Rating	10000A@14VDC, 5000A@32VDC, 2000A@58VDC (ABYC E-11)

Material Specifications

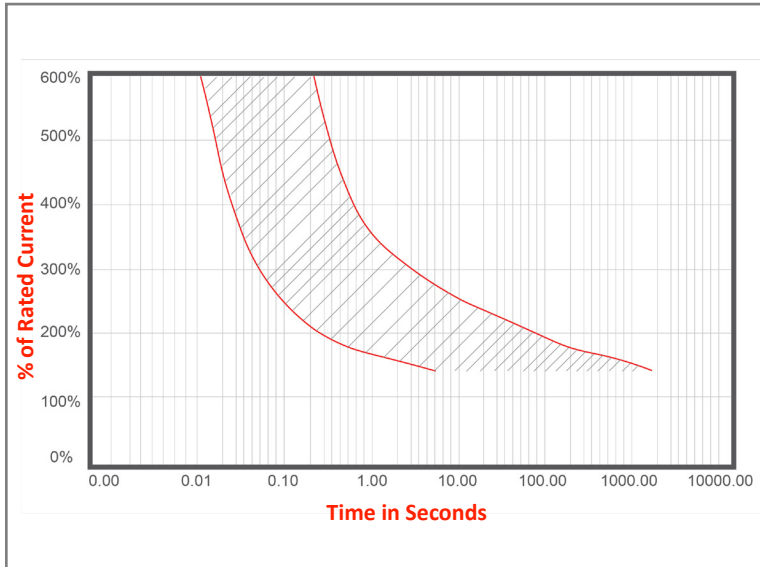
Battery Protection Fuse - Ignition Protected	
Ignition Protected	J1171
Ingress Protection	IP67

Time vs. Percent of Rated Current [all amperages]

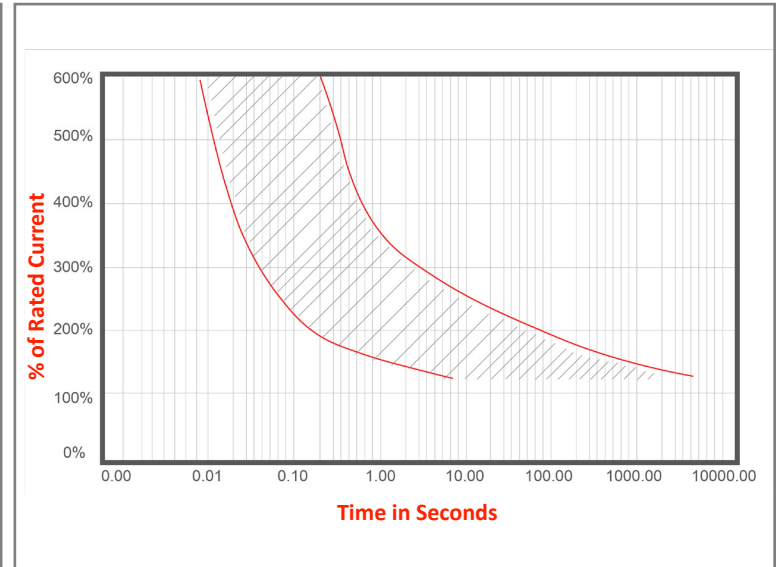
% of Rated Current	Min Hold Time	Max Hold Time
100%		>100 hrs
135%	No Trip	900s
200%	No Trip	60s
350%	0.1s	1s
600%		< 0.2s

* Trip time: Data for all amperages

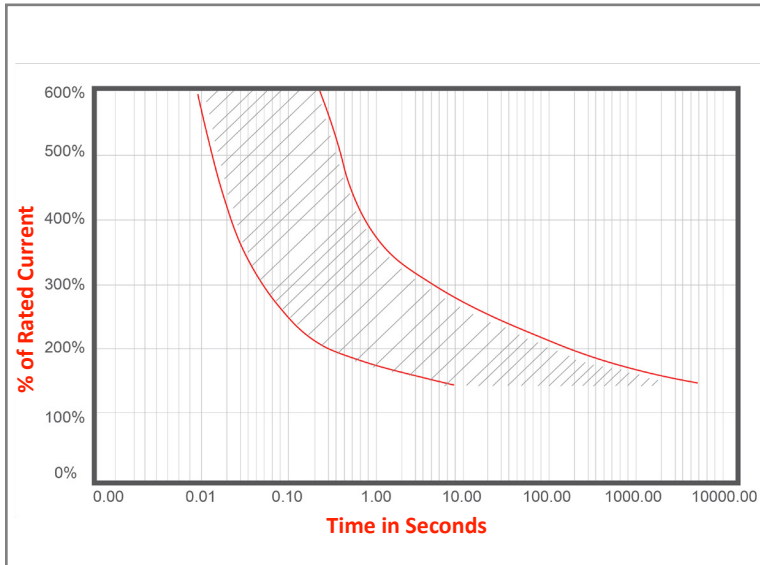
Time vs Percent of Rated Current [30A-50A]



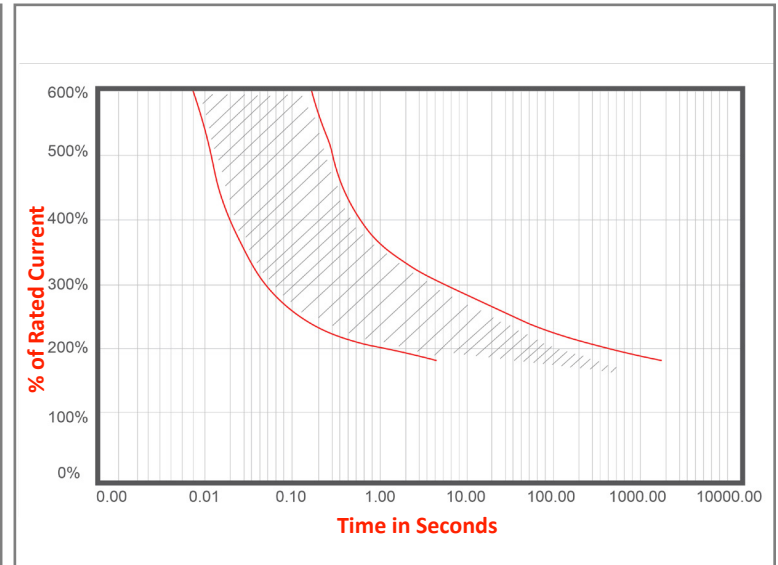
Time vs Percent of Rated Current [60A-80A]



Time vs Percent of Rated Current [90A-150A]



Time vs Percent of Rated Current [175A-300A]



Rev	Date of issue	Revision Notes	Designed	Approved
A	08-03-2023	Formatting; added time current curves	RC	OF