10-32 Stud (Shortstop Style) Circuit Breaker

MRCB-V

OPTIFUSE

Mechanical Dimensions: Inches [mm]

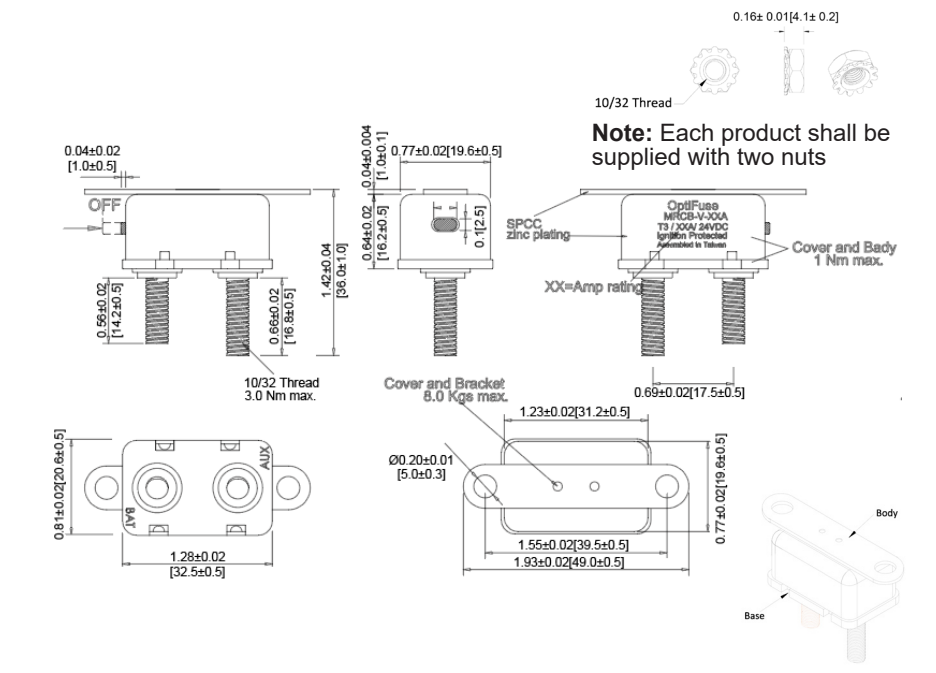

Part Numbers Information

Amperage	Optifuse P/N
5A	MRCB-V-5A
6A	MRCB-V-6A
8A	MRCB-V-8A
10A	MRCB-V-10A
12A	MRCB-V-12A
15A	MRCB-V-15A
20A	MRCB-V-20A
25A	MRCB-V-25A
30A	MRCB-V-30A
35A	MRCB-V-35A
40A	MRCB-V-40A
45A	MRCB-V-45A
50A	MRCB-V-50A

Time vs. Percent of Rated Current

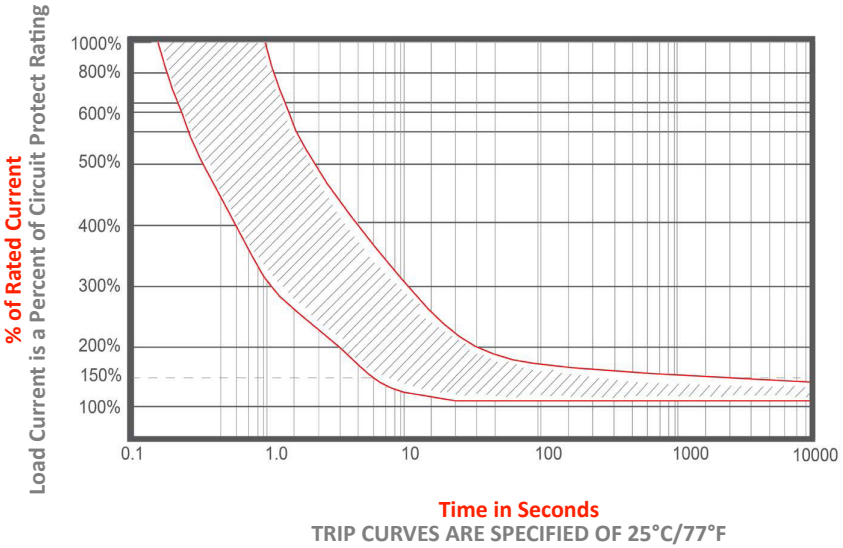

% of Rated Current	Min Trip Time	Max Trip Time
100%	Hold	No Trip
150%		Trip in 1 hr
200%	4.0s	40.0s
300%	1.2s	12.0s
400%	0.6s	5.0s
500%	0.4s	2.8s
600%	0.3s	1.8s

Electrical Specifications

Voltage Rating	12/24VDC
Current Rating	5-50A
Reset Type	Type III - Manual Reset
Insulation Resistance	>100MOHM (DC 500V)
Interrupting Rating	4 Times Rated Current
Dielectric Strength	>1,500VAC/min.
Operation Temperature	-10°C~ 60°C
Contact Resistance	12/24/32 Vdc X150% of rated current >500 cycles
	12/24/32 Vdcc X200% of rated current >200 cycles

Material Specifications

Body Material	SPCC, blue zinc plated
Base Material	Thermoplastic (UL94V-0)
Terminals Configuration	#10-32 stud
Studs Torque	3.0±0.3 Nm
Mounting Torque	1.0±0.1 Nm
Ignition Protection	SAE J553 & J1171

Temperature Derating Curve

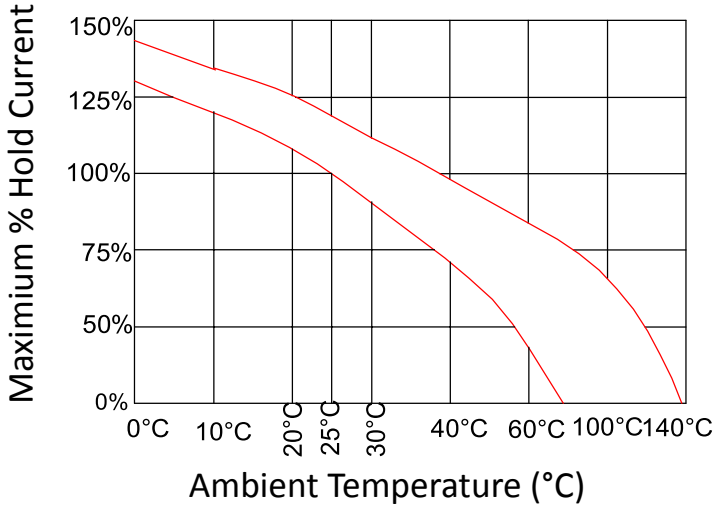

Ambient Temperaure	-10°C	0°C	10°C	25°C	40°C	50°C	60°C
Division Factor	1.25	1.15	1.05	1.00	0.9	0.8	0.7

The time/current characteristic curve depends on the ambient temperature prevailing. In order to eliminate nuisance tripping, please divide the circuit breaker current ratings by the derating factor shown below

Disclaimer: Information provided is believed to be accurate and reliable. Users are responsible for confirming the suitability and performance of any OptiFuse product for their particular application. These products may not be appropriate for every use, and proper evaluation is recommended before implementation. For additional information, please visit optifuse.com/product-disclaimer.

Specifications are subject to change without notice

Rev	Date of issue	Revision Notes	Designed	Approved
C	08-28-2026	Updated	RC	OF