

Type RS240

Resettable Fuse (PTC's)

Radial Leaded



www.optifuse.com

(619) 593-5050

Application:

Line Voltage Power Supply
Transformer and Appliances

Product Features:

Low hold current, Solid State
Radial-leaded product ideal for up to 265 V_{AC/DC}

Operation Current: 50mA~2.0A

Maximum Operating Voltage: 240 V_{AC/DC}

Maximum Interrupt Voltage: 265 V_{AC/DC}

Temperature Range: -40°C to 85°C

Agency Standards and Listings:



RoHS
Compliant

Electrical Characteristics (23°C)

Part Number	Hold Current	Trip Current	Max. Time To Trip	Maximum Current	Rated Voltage	Max. Int. Voltage	Typical Power	Resistance Tolerance	
	I _H , A	I _T , A	at 5xI _H , S	I _{MAX} , A	V _{MAX} , V _{AC/DC}	V _{I-MAX} , V _{AC/DC}		R _{MIN}	R _{1MAX}
							Pd, W	Ω	Ω
RS240-005	0.05	0.12	15.0	1.0	240	265	0.70	18.50	65.00
RS240-008	0.08	0.19	15.0	1.2	240	265	0.80	7.40	26.00
RS240-012	0.12	0.30	15.0	1.2	240	265	1.00	3.00	12.00
RS240-016	0.16	0.37	15.0	2.0	240	265	1.40	2.50	7.80
RS240-025	0.25	0.56	18.5	3.5	240	265	1.50	1.30	3.80
RS240-033	0.33	0.74	18.5	4.5	240	265	1.70	0.83	2.60
RS240-040	0.40	0.90	24.0	5.5	240	265	2.00	0.60	1.90
RS240-055	0.55	1.25	26.0	7.0	240	265	3.40	0.45	1.45
RS240-075	0.75	1.50	18.0	7.5	240	265	2.60	0.32	0.84
RS240-100	1.00	2.00	21.0	10.0	240	265	2.90	0.22	0.58
RS240-125	1.25	2.50	23.0	12.5	240	265	3.30	0.17	0.44
RS240-150	1.50	3.00	23.0	15.0	240	265	3.70	0.12	0.32
RS240-200	2.00	4.00	28.0	20.0	240	265	4.50	0.09	0.22

I_H = Hold Current – Maximum current at which the device will not trip at 23°C still air.

I_T = Trip Current – Minimum current at which the device will always trip at 23°C still air.

V_{MAX} = Maximum voltage device can withstand without damage at it's rated current.

I_{MAX} = Maximum fault current device can withstand without damage at rated voltage (V max).

Pd = Maximum power dissipated from device when in the tripped state in 23°C still air environment.

R_{MIN} = Minimum device resistance at 23°C.

R_{1MAX} = Maximum device resistance at 23°C, 1 hour after tripping.

Warning:



-Operation beyond the specified maximum ratings or improper use may result in damage and possible electrical arcing and/or flame.
-PPTC device are intended for occasional overcurrent protection. Application for repeated overcurrent condition and/or prolonged trip are not anticipated.
-Avoid contact of PPTC device with chemical solvent. Prolonged contact will damage the device performance.

Type RS240

Resettable Fuse (PTC's)

Radial Leaded



www.optifuse.com

(619) 593-5050

RS240 Product Dimensions (millimeters)

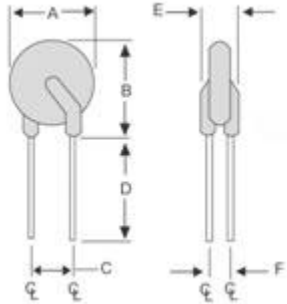


Figure 1

Lead Size: 24AWG
0.51 mm Diameter

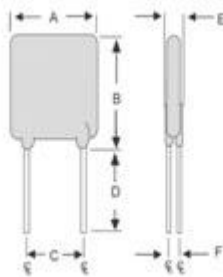


Figure 2

Lead Size: 22AWG
0.65 mm Diameter

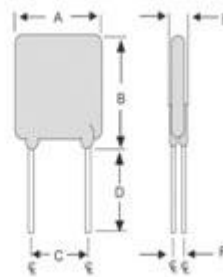


Figure 3

Lead Size: 20AWG
0.81 mm Diameter

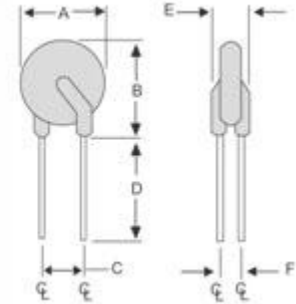


Figure 4

Lead Size: 20AWG
0.81 mm Diameter

Part Number	Figure	A	B	C	D	E	F
		Maximum	Maximum	Typical	Minimum	Maximum	Typical
RS240-005	1	8.3	10.7	5.1	7.6	3.8	1.6
RS240-008	1	8.3	10.7	5.1	7.6	3.8	1.6
RS240-012	1	8.3	10.7	5.1	7.6	3.8	1.6
RS240-016	1	9.9	12.5	5.1	7.6	3.8	1.6
RS240-025	2	9.6	17.4	5.1	7.6	3.8	1.8
RS240-033	2	11.4	16.5	5.1	7.6	3.8	1.8
RS240-040	2	11.5	19.5	5.1	7.6	3.8	1.8
RS240-055	3	14.0	21.7	5.1	7.6	4.1	1.9
RS240-075	3	11.5	23.4	5.1	7.6	4.8	1.9
RS240-100	4	18.7	24.4	10.2	7.6	5.1	1.9
RS240-125	4	21.2	27.4	10.2	7.6	5.3	1.9
RS240-150	4	23.4	30.9	10.2	7.6	5.3	1.9
RS240-200	3	24.9	33.8	10.2	7.6	6.1	1.9

Physical Specifications:

Lead Material: Tin plated copper, 24 AWG, 22AWG, 20AWG.

Soldering Characteristics: MIL-STD-202, method 208E.

Insulating Coating: Flame retardant epoxy, meet UL-94V-0 requirement

Standard Package

Part Number	Pcs/Bag	Reel/Tape	Part Number	Pcs/Bag	Reel/Tape
RS240-005	500	2K	RS240-055	200	1K
RS240-008	500	2K	RS240-075	200	-
RS240-012	500	2K	RS240-100	100	-
RS240-016	500	2K	RS240-125	100	-
RS240-025	300	2K	RS240-150	100	-
RS240-033	200	2K	RS240-200	100	-
RS240-040	200	2K			

Note: All specifications subject to change without notice.

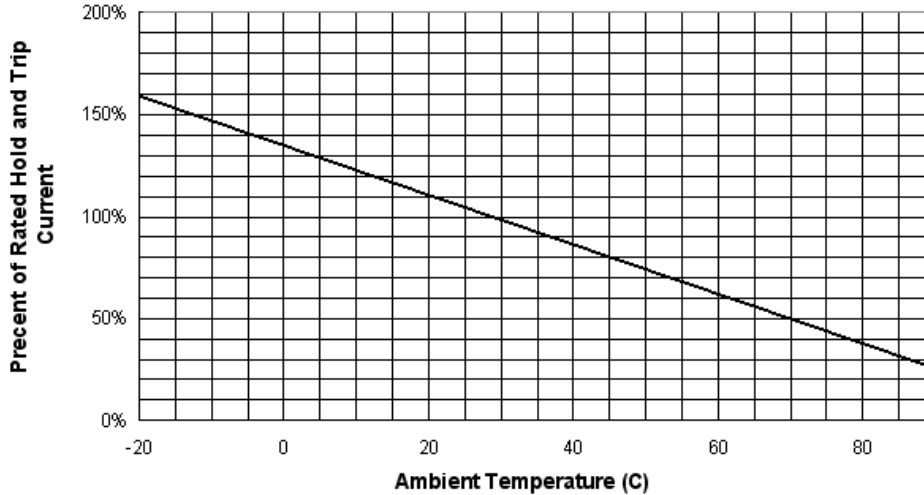
Type RS240
Resettable Fuse (PTC's)
Radial Leaded



www.ontifuse.com

(619) 593-5050

Thermal Derating Curve – RS240 Series



Typical Time-To-Trip at 23°C

- A = RS240-005
- B = RS240-008
- C = RS240-012
- D = RS240-016
- E = RS240-025
- F = RS240-033
- G = RS240-040
- H = RS240-055
- I = RS240-075
- J = RS240-100
- K = RS240-125
- L = RS240-150
- M = RS240-200

