

Type RSUSB Resettable Fuse (PTC's) Radial Leaded



www.optifuse.com (800) 621-0326

Application:

Low voltage USB Equipment

Product Features:

Low resistance, Fast trip time

Lower Trip-to-hold Ratio

Operation Current: 750mA~2.5A

Maximum Voltage: 16V/30V

Temperature Range: -40°C to 85°C

Agency Standards and Listings:



Electrical Characteristics (23°C)

Part Number	Hold Current I_H , A	Trip Current I_T , A	Max. Time To Trip		Max Current I_{MAX} , A	Rated Voltage V_{MAX} , Vdc	Typical Power Pd, W	Resistance Tolerance	
			at 8A, S	at $5xI_H$, S				R_{MIN} Ω	R_{1MAX} Ω
RSUSB-075	0.75	1.30	0.4	--	40	16	0.3	0.08	0.23
RSUSB-090	0.90	1.80	1.2	5.9	40	16/30	0.6	0.07	0.18
RSUSB-110	1.10	2.20	2.3	6.6	40	16/30	0.7	0.05	0.14
RSUSB-120	1.20	2.00	0.5	--	40	16	0.6	0.04	0.14
RSUSB-135	1.35	2.70	4.5	7.3	40	16/30	0.8	0.04	0.12
RSUSB-155	1.55	2.70	0.6	--	40	16	0.7	0.03	0.12
RSUSB-160	1.60	3.20	9.0	8.0	40	16/30	0.9	0.03	0.11
RSUSB-185	1.85	3.70	10.0	8.7	40	16/30	1.0	0.03	0.09
RSUSB-250	2.50	5.00	40.0	10.3	40	16/30	1.2	0.02	0.07

I_H = Hold Current – Maximum current at which the device will not trip at 23°C still air.

I_T = Trip Current – Minimum current at which the device will always trip at 23°C still air.

V_{MAX} = Maximum voltage device can withstand without damage at it's rated current.

I_{MAX} = Maximum fault current device can withstand without damage at rated voltage (V max).

Pd = Maximum power dissipated from device when in the tripped state in 23°C still air environment.

R_{MIN} = Minimum device resistance at 23°C.

R_{1MAX} = Maximum device resistance at 23°C, 1 hour after tripping.

Physical Specifications:

Lead Material: Tin plated copper, 24 AWG.

Soldering Characteristics: Soldering ability per ANSI/J-STD 002

Solder heat withstand per IEC 68-2-20

Insulating Coating: Flame retardant epoxy polymer, meets UL-94V-0 requirement.

Type RSUSB Resettable Fuse (PTC's) Radial Leaded



www.optifuse.com (800) 621-0326

RSUSB Product Dimensions (millimeters)

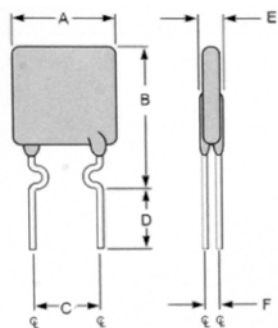


Figure 1
Lead Size: 24AWG
0.51 mm Diameter

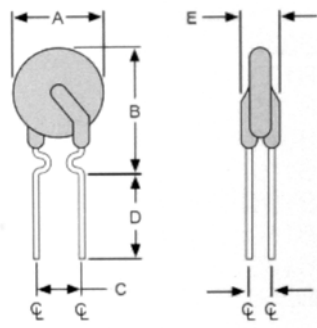


Figure 2
Lead Size: 24AWG
0.51 mm Diameter

Part Number	Fig	A	B	C	D	E	F
		Maximum	Maximum	Typical	Minimum	Maximum	Typical
RSUSB-075	2	6.9	11.4	5.1	7.6	3.0	0.8
RSUSB-090	1	7.4	12.2	5.1	7.6	3.0	0.8
RSUSB-110	1	7.4	14.2	5.1	7.6	3.0	0.8
RSUSB-120	2	6.9	11.7	5.1	7.6	3.0	0.8
RSUSB-135	1	8.9	13.5	5.1	7.6	3.0	0.8
RSUSB-155	2	6.9	11.7	5.1	7.6	3.0	0.8
RSUSB-160	1	8.9	15.2	5.1	7.6	3.0	0.8
RSUSB-185	1	10.2	15.7	5.1	7.6	3.0	0.8
RSUSB-250	1	11.4	18.3	5.1	7.6	3.0	0.8

Standard Package

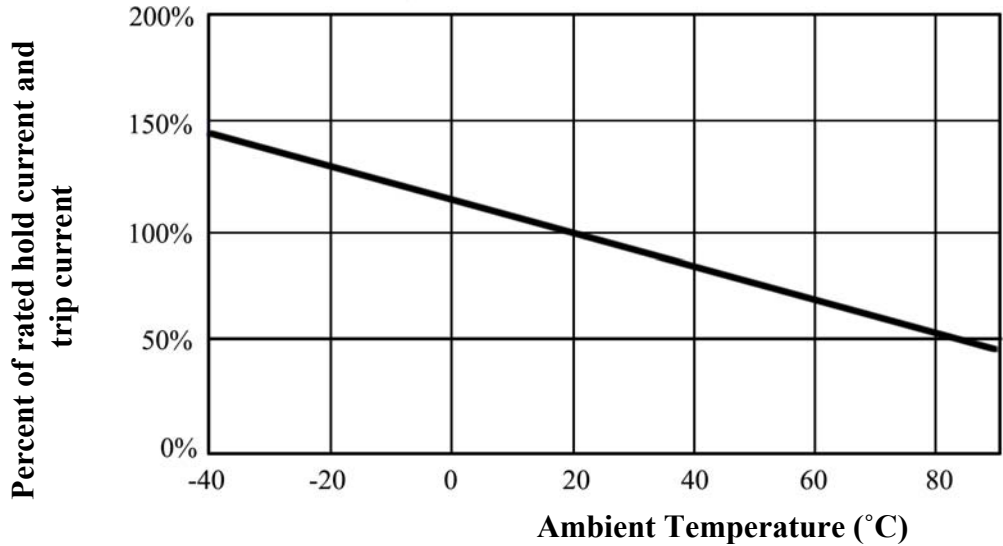
Part Number	Pcs/Bag	Reel/Tape
RSUSB-075	500	3K
RSUSB-090	500	3K
RSUSB-110	500	3K
RSUSB-120	500	3K
RSUSB-135	500	3K
RSUSB-155	500	3K
RSUSB-160	500	3K
RSUSB-185	500	3K
RSUSB-250	500	3K

Type RSUSB
Resettable Fuse (PTC's)
Radial Leaded

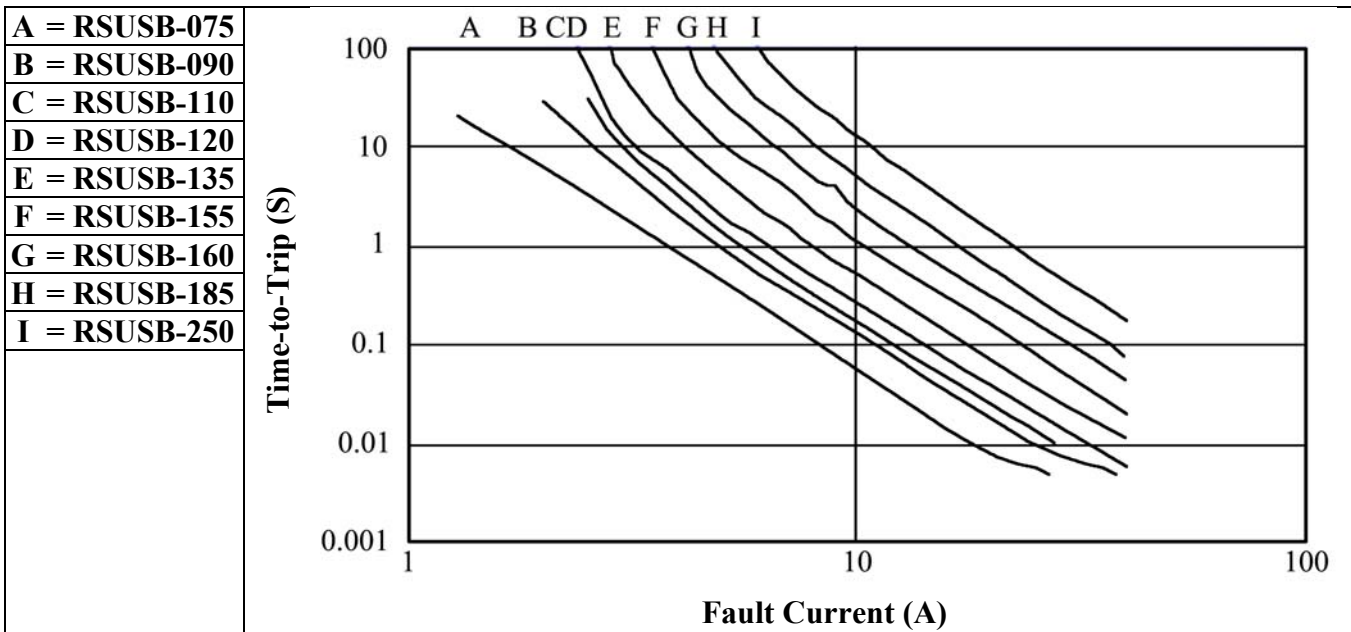


www.optifuse.com (800) 621-0326

Thermal Derating Curve – Type RSUSB



Typical Time-To-Trip at 23°C



<p>Warning:</p>	<ul style="list-style-type: none"> -Operation beyond the specified maximum ratings or improper use may result in damage and possible electrical arcing and/or flame. -PPTC device are intended for occasional overcurrent protection. Application for repeated overcurrent condition and/or prolonged trip are not anticipated. -Avoid contact of PPTC device with chemical solvent. Prolonged contact will damage the device performance.
------------------------	---