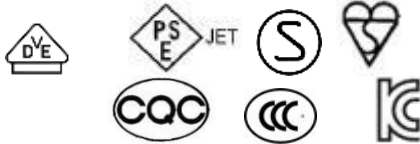


Type TMR-E Time Lag Micro Fuse Radial Leaded – Long Leaded Designed to Meet IEC Specifications



www.optifuse.com (619) 593-5050

Agency Standards and Listings:



VDE	100mA~6.3A
PSE	1A~6.3A
SEMKO	100mA~6.3A
BSI	100mA~6.3A
CQC	5A~6.3A
CCC	100mA~4A
KC	100mA~6.3A

Interrupt Ratings:

VDE, Semko, BSI, CQC, CCC, KC –
35A or 10In whichever is greater
PSE - 100A 250 VAC

Operating Temperature: -55°C ~ +125°C

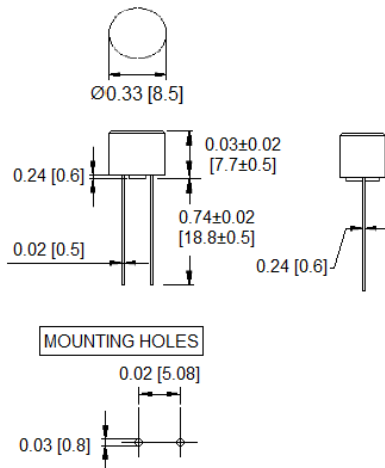
Packaging:

On Tape: Ammo Pack, 1,000 pcs per box

Electrical Characteristics:

210%		275%		400%		1000%	
MAX	MIN	MAX	MIN	MAX	MIN	MAX	MIN
2 m	400 ms	10 s	150 ms	3 s	20 ms	150 ms	

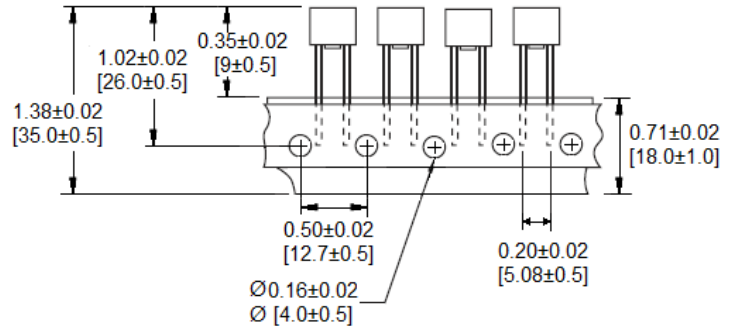
Mechanical Dimensions: Inches [mm]



Part Number	Ampere Rating	Voltage Rating	I ² T
TMR-E-100mA	100mA	250VAC	0.02623
TMR-E-125mA	125mA		0.04499
TMR-E-160mA	160mA		0.08755
TMR-E-200mA	200mA		0.1181
TMR-E-250mA	250mA		0.2030
TMR-E-315mA	315mA		0.3597
TMR-E-400mA	400mA		0.6893
TMR-E-500mA	500mA		1.232
TMR-E-630mA	630mA		2.185
TMR-E-800mA	800mA		2.987
TMR-E-1A	1A		6.319
TMR-E-1.25A	1.25A		12.23
TMR-E-1.6A	1.6A		22.03
TMR-E-2A	2A		43.08
TMR-E-2.5A	2.5A		50.05
TMR-E-3.15A	3.15A		73.53
TMR-E-4A	4A		88.16
TMR-E-5A	5A		152.0
TMR-E-6.3A	6.3A		255.7

Physical Specifications (Materials):

Thermoplastic Body, UL 94-V0
Tin-Lead Plated Alloy Pins



	Warning:	-Operation beyond the specified maximum ratings or improper use may result in damage and possible electrical arcing and/or flame.
		-Micro Fuse device are intended for occasional overcurrent protection. Application for repeated overcurrent condition and/or prolonged trip are not anticipated.
		-Avoid contact of Micro Fuse device with chemical solvent. Prolonged contact will damage the device performance.