

# Type TSD Time-Delay Glass Tube Fuse 5 x 20 mm



www.optifuse.com (619) 593-5050

## Agency Standards and Listings:



CCC	100mA~6.3A
CQC	8A,10A,12.5A,16A
SEMKO	125mA~10A,12.5A
VDE	125mA~10A,12.5A
BSI	125mA~6.3A
IMQ	125mA~6.3A
PSE	1A~15A
KC	125mA~6.3A
CE	100mA~20A

IEC: 60127

## Interrupt Ratings:

35A or 10 In 250V AC Whichever is Greater

## Time Characteristics

Rated Current	210%		275%		400%		1000%	
	MAX	MIN	MAX	MIN	MAX	MIN	MAX	
100mA	2 min	200 ms	10 sec	40 ms	3 sec	10 ms	300 ms	
125mA ~10A	2 min	600 ms	10 sec	150 ms	3 sec	20 ms	300 ms	
> 10A	5 min	600 ms	15 sec	150 ms	5 sec	20 ms	400 ms	

## Operating Temperature:

-55°C to +125°C

## Material:

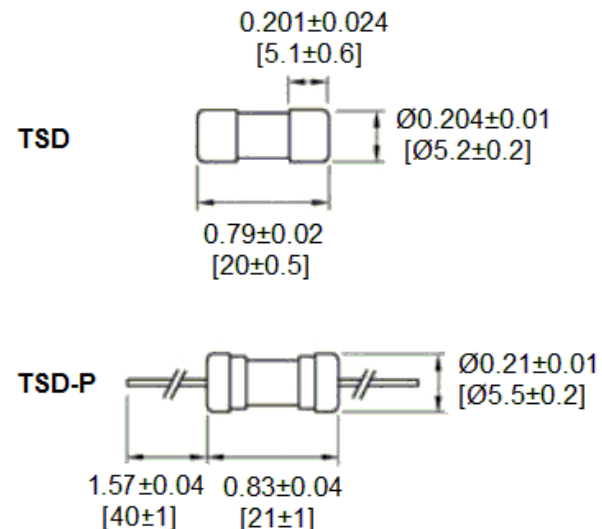
- Glass Body/Nickel Plated Brass Caps
- Lead Wire Ø0.65mm - < 10A
- Ø0.8mm - 10A ~ 15A
- Ø1.0mm - > 15A

## Packaging:

TSD 1000 pcs; TSD-P 500 pcs per box.

Cartridge Part number	Axial Lead Part number	Ampere Rating	Voltage Rating	I <sup>2</sup> t A <sup>2</sup> Sec
TSD-100mA	TSD-P-100mA	100mA	250V	0.0223
TSD-125mA	TSD-P-125mA	125mA		0.0417
TSD-160mA	TSD-P-160mA	160mA		0.0767
TSD-200mA	TSD-P-200mA	200mA		0.1628
TSD-250mA	TSD-P-250mA	250mA		0.3808
TSD-315mA	TSD-P-315mA	315mA		0.4833
TSD-400mA	TSD-P-400mA	400mA		0.7968
TSD-500mA	TSD-P-500mA	500mA		1.362
TSD-630mA	TSD-P-630mA	630mA		1.583
TSD-800mA	TSD-P-800mA	800mA		3.004
TSD-1A	TSD-P-1A	1A		5.309
TSD-1.25A	TSD-P-1.25A	1.25A		3.879
TSD-1.6A	TSD-P-1.6A	1.6A		6.890
TSD-2A	TSD-P-2A	2A		12.33
TSD-2.5A	TSD-P-2.5A	2.5A		20.63
TSD-3.15A	TSD-P-3.15A	3.15A		36.91
TSD-4A	TSD-P-4A	4A		70.56
TSD-5A	TSD-P-5A	5A		108.7
TSD-6.3A	TSD-P-6.3A	6.3A		187.8
TSD-8A	TSD-P-8A	8A		314.9
TSD-10A	TSD-P-10A	10A	583.4	
TSD-12A	TSD-P-12A	12A	958.9	
TSD-12.5A	TSD-P-12.5A	12.5A	1045	
TSD-15A	TSD-P-15A	15A	1668	
TSD-16A	TSD-P-16A	16A	2231	
TSD-20A	TSD-P-20A	20A	3010	

## Mechanical Dimensions: Inches [mm]



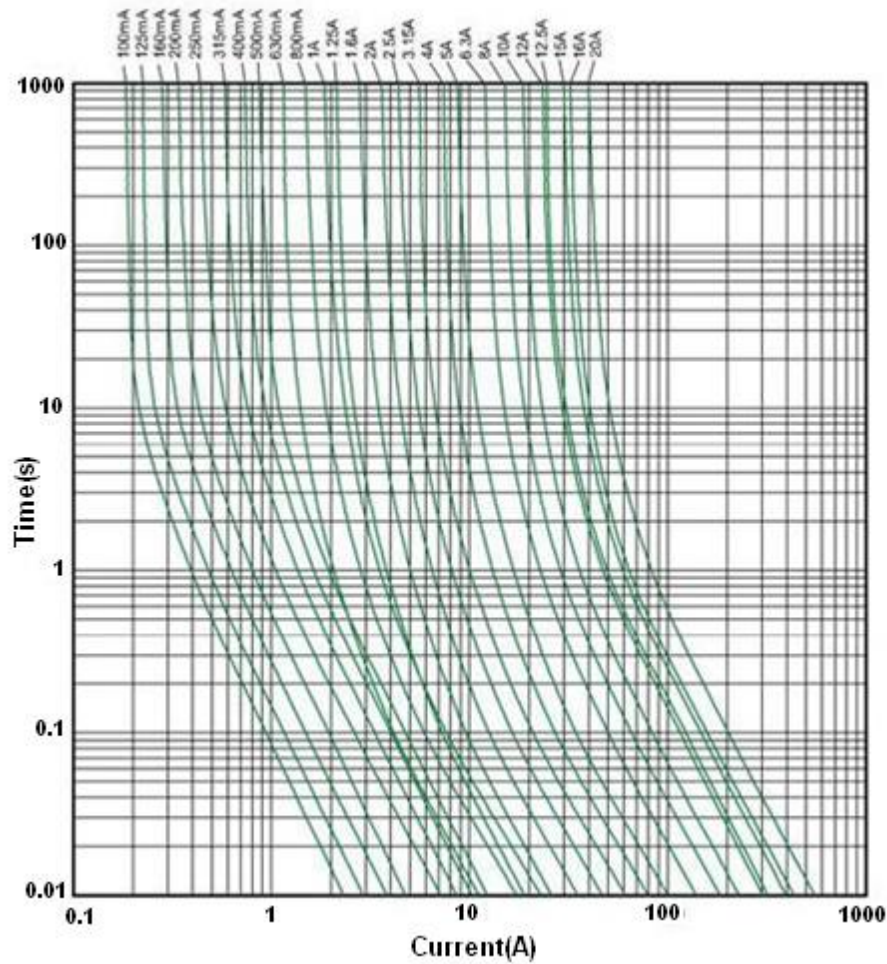
**Type TSD  
Time-Delay Glass Tube Fuse  
5 x 20 mm**




www.optifuse.com (619) 593-5050

**Part Number TSD**

**TIME CURRENT CURVES**



<p><b>Warning:</b></p> 	<ul style="list-style-type: none"> <li>-Operation beyond the specified maximum ratings or improper use may result in damage and possible electrical arcing and/or flame.</li> <li>-Glass Fuse device are intended for occasional overcurrent protection. Application for repeated overcurrent condition and/or prolonged trip are not anticipated.</li> <li>-Avoid contact of Glass Fuse device with chemical solvent. Prolonged contact will damage the device performance.</li> </ul>
--	---